

In this Issue

- 1 September's Clinic
- 1 National Convention Report (correction)
- 2 This Year's Events
- 2 Call for Layouts!
- 2 Hints, Tricks, and Innovations
- 3 Call for Clinics!
- 3 Auction? Or something else?
- 3 FVD Board of Directors
- 4 Location for General Meetings

Fox Valley Division
Midwest Region - NMRA
P.O. Box 1535
Arlington Heights, IL 60005-1535

The Semaphore

Fox Valley Division • MWR • NMRA

October's Clinic

At the October meeting we will have a presentation titled "Traffic Flow Analysis" which reviews some problems common to running trains on our layouts. Several concepts will be discussed and some guidelines for managing the number and movement of cars will be presented. This presentation was given by the original presenter at the PSX 2004 National Convention this summer in Seattle and is being presented to our division, with the author's permission, by our Paymaster, Tim Kleimeyer.

before saying any more.

When I was not touring layouts, I attended clinics. The clinics ranged from basic skills like bench work and wiring, to more esoteric topics like "Traffic Flow Analysis" which was presented by a government scientist from the Hanford research center in Washington. Steve Prevette is also an accomplished modeler, based on the pictures of his layout in the presentation. Some clinics are presented by manufacturers like Badger and Bragdon but who else is better suited to explain how their products work than the guys who make them.

Scratch building and kit bashing were the topics of several different clinics. Another government scientist, this one from NASA, gave a clinic on tools and techniques used in modeling and recommends Sally's Beauty Supply as a must for modeling supplies. I've been using regular nail files for minor sanding for a couple of years but she showed some larger nail files that look to me like "must haves" to use in building train cars and buildings.

National Convention Report

-Tim Kleimeyer
Paymaster

[Editor's Note: Due to a publishing problem, the following part of last month's article "disappeared"]

Monday, Tuesday, Wednesday, and Thursday saw layout tours for me. I visited about 20 model railroads in basements, backyards, spare rooms, and dedicated buildings. Some were complete with lots of scenery while others ranged from bare plywood to anywhere in between. Even the bare plywood layouts had their learning points as the construction methods and wiring was more visible than if it had been covered with scenery. One of the layouts featured a method of raising a magnet up under the tracks when you needed to uncouple and then the magnet drops back down to prevent unwanted uncoupling when trains were passing slowly over the uncoupler spot. I have pictures of the device and want to build and test it

Tickets?! You won't need no Stinkin' Tickets!

At least after December

Still got those tickets from last year? You know, the ones I hand out as you sign in at every meeting? Starting with the October meeting, you won't need tickets for the May meeting's drawing. That's because we'll have the sign-up sheet do double duty: every meeting after the first you attend will count towards the May meeting's drawing. Think of it! No

•
•
•
•

This Year's Events

September 19, 2004
1:30pm, Morava Center
General Meeting

Clinic – Badger Air brush
No Contest

October 17, 2004
1:30pm, Morava Center
General Meeting

Clinic – Traffic Flow Analysis
Contest – tank cars - up to three

November 14, 2004
Trip to Train Fest
– Details to be announced
No Contest

December 19, 2004
1:30pm, Morava Center
General Meeting

Annual Auction?
Attendance Drawing
Contest– detailed engines
(steam & diesel)

January 16, 2005
1:30pm, Ted Schneff
General Meeting, Layout visit,
and Operating Session

Contest– caboose and one other car

more tickets to lose!

If you didn't throw those tickets out yet, you're in luck! We'll draw the winning ticket from last year at the December meeting. In fact, we'll still be giving out tickets at the October, November, and even the December meeting towards that drawing. Speaking of the December meeting, Were you satisfied with last year's auction? Have you got a better idea? Contact our Events Trainmaster, Steve Martinak at 847-854-7545 or email him at mart832@attglobal.net with your suggestions.

Hints, Tips, and Innovations

Share your expertise with other members

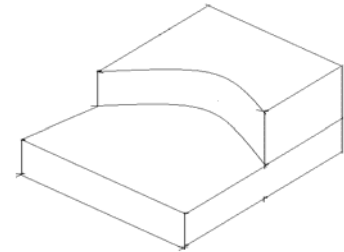
Rick Saviano- Publications / Membership Trainmaster

As promised, I'm going to talk about cookie cutters, wedding cakes, topo maps and how to use them in your layout. No, I haven't been watching too many Food Network shows, these are some of the terms used in creating slopes, hills, and mountains in model railroading.

Cookie cutter is the term that was used "when I was a lad," when plywood and Plaster of Paris strips was the preferred method of scenicking. Lay out the track, outline its position, then cut out the edges of the roadbed. Raise or lower the roadbed until you get the elevations you need. The end result is mostly flat surfaces with plenty of space to put in paper mache mountains. and inclines at set % grades, so that you

don't have to cut the plywood. Both the theme and the variation give good results.

The other method is the "wedding cake" method, which uses the concept of having topographic lines to define "layers" that get stacked one upon the other, like the layers of a wedding cake. This method works best with Styrofoam, 1/2", 1", and even 2" thick, and looks a little like the illustration below:



The benefit of this method is that you can "carve" your terrain with a foam cutter or by tearing out sections and get pretty realistic results.

I prefer a combination of the two methods: I draw out my track on Styrofoam, then draw the topo lines on additional sheets and stack them as needed. Then I slide the Woodland Scenics inclines under the base layer. That way, the transition between flat and incline track is smoother.

With the scale I model in, I don't have to worry about weight, so I can take the layering method one step further. I draw the topo lines on two layers, then overlap the layers, creating a hollow area, as shown on the next page:

Call for Layouts!

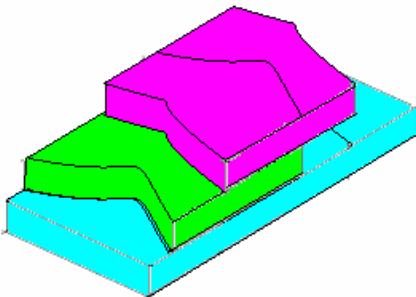
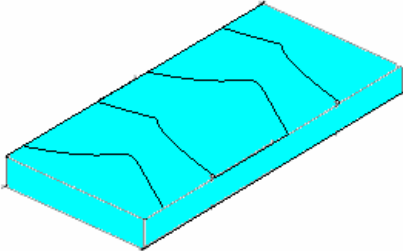
Share Your Layout with Others

Did you enjoy the layouts we've visited last year? Have they provided inspiration for your own layout? Here's the perfect opportunity to share your layout with the rest of the Fox Valley Division.

Contact our Events Trainmaster, Steve Martinak at 847-854-7545 or email him at mart832@attglobal.net

Call for Clinics!

Tim Kleimeyer's clinic is based on a clinic he attended while at the National Convention. Have you been dying to share a special technique with other NMRA members? Contact our Events Trainmaster, Steve Martinak at 847-854-7545 or email him at mart832@attglobal.net. We may devote a meeting for your clinic!



This saves on Styrofoam, is lighter in weight, and makes it easier to push wiring through the landscaping.

Was this a helpful tip? It's hard to tell whether an innovation you've got is obvious to others, or what you may think is obvious is something no one else would have thought of. That's why I'm still shamelessly soliciting for your hints and tips. Feel free to email me at saviano@att.net and I'll include them in future issues. Please include "FVD Semaphore" in the title of your email.

Dust off your layouts!

The DuPage Division and the Fox Valley Division will be hosting the 2006 Spring Convention, and we'll be looking for layout tours and (shudder) the "V" word - Volunteers. Details in a future Semaphore.

Fox Valley Division Board of Directors

Superintendent Rich Sweet Rsweet@pactiv.com	847-550-1399
Assistant Superintendent Harry Sorenson hsrcsults@juno.com	847-259-2906
Chief Clerk Lief Hansen lhansen@l211.org	847-437-7124
Paymaster Tim Kliemeyer kliemeyert@comcasat.net	847-426-4732
Public Relations Trainmaster Paul Kimball	847-742-4147
Membership and Publications Trainmaster Rick Saviano Saviano@att.net	847-429-0804
Achievements and Contests Trainmaster Donn Branstrator donnandanneb@aol.com	847-381-6183
Clinics & Programs Trainmaster Steve Martinak Mart32@attglobal.net	847-854-7545
Ways and Means Trainmaster Walter Radtke wax2@email.com	847-255-2977

This Year's Events (continued)

February 20, 2005

1:30pm, Morava Center

Clinic - Details to be announced

Contest - bridge (any scale)

March 5-6, 2005

9:00am-5:00pm, Harper College

High Wheeler

No Contest

April 17, 2004

1:00pm, Morava Center

Annual Business Meeting

Contest - background flat

(any scale 100 ft. Or more)

May 15, 2004

10:00am, Regency Shopping Plaza

Field Trip - To be Announced

No Contest

Location for General Meetings

General meetings of the Fox Valley Division are held at the Gary Morava Center in Prospect Heights (See map at right).

Why Are You Receiving this Newsletter?

You are a member of the National Model Railroad Association. Part of your National dues includes membership in the Fox Valley Division. The Semaphore is your guide to the monthly meetings, clinics, field trips, and layout tours of the Fox Valley Division



Fox Valley Division
Midwest Region - NMRA
P.O. Box 1535
Arlington Heights, IL 60005-1535

ADDRESS CORRECTION REQUESTED