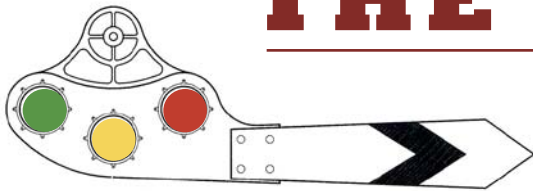


# THE SEMAPHORE

November 2012

FOX VALLEY DIVISION • MIDWEST REGION



## INSIDE THIS ISSUE

- **Layout of the Month:**  
**Jim Osborn**
- **October's monthly meeting**
- **Member News**
- **Modeling Tip**
- **Model Winners**
- **Mike's Minute**
- **Meeting dates**

## A New/Old Column

This month we begin a new/old column called "Layout of the Month". In the past, this column has been called "Track Treks", "Layout Visits", etc. In this version of the column, each month we'll feature one Fox Valley Division member's layout with photos and basic information about the model railroad. An effort will be made to include a variety of different types of layouts, scales, and layout sizes.

There will be some "familiar faces" with several layouts featured in past issues, but we really would like to present layouts not yet seen in the Semaphore. We start this month with Jim Osborn's beautiful CNW Western Division layout. Jim is the FVD's unofficial/official photographer, so we felt it only fitting his layout lead us off with some of his fine photography. WH


## Layout of the Month: *Jim Osborn's CNW*



## FUN STUFF

by Jim Allen

A very small compressed air locomotive probably intended for mine use. Builder unknown.




A pair of slant nose CNW e-units high ball the Kate Shelley 400 out of Chicago land west toward Omaha. Note the operating signals and wire strung from the signals and utility poles. More on Jim's layout on the next page.

## Jim Osborn's CNW layout *continued*



Close behind the Kate Shelley is a west bound 'Scoot' commuter train. Those bi-levels never looked better than in that beautiful yellow and green CNW livery.



The CB&Q also provided passenger service on its Wellsburg branch. Today a CB&Q coach is spotted on the Wellsburg depot's house track.



The CB&Q's local crew could have their work cut out for them today at Wellsburg. The industrial tracks appear to be pretty full.



Jim Osborn created this nice scene around a Dave Leider, MMR, scratch built building materials shed.

### Jim Osborn's Basic Layout Information

|                         |   |
|-------------------------|---|
| <b>Layout Name:</b>     | CNW Western Division  |
| <b>Layout Builder:</b>  | 98% built by Jim  |
| <b>Layout Location:</b> | Basement of Jim's Lakemoor home   |
| <b>Scale:</b>           | HO  |
| <b>Layout Size:</b>     | 16' x 42' irregularly shaped  |
| <b>Style:</b>           | Walk-in; double deck with one duck under  |
| <b>Theme:</b>           | Freelanced Western Division of the CNW  |
| <b>Era:</b>             | 1960's  |
| <b>Represented RRs:</b> | CNW; CB&Q   |
| <b>Bench work:</b>      | Open grid   |
| <b>Roadbed:</b>         | Cork; Micor 300 (a US Gypsum mineral fiber board) over 3/16's inch luan plywood sub roadbed |
| <b>Track:</b>           | Peco code 83 throughout--except code 100 Atlas in helix                                     |
| <b>Minimum Radius:</b>  | 30" mainline; 24" branch line   |

|                                       |   |
|---------------------------------------|---|
| <b>Minimum Turnouts:</b>              | #8 main line; #5 branch line  |
| <b>Maximum Grades:</b>                | 2% mainline; 2.5% branch line   |
| <b>Control:</b>                       | NCE DCC with plug in throttles; JMRI Decoder Pro  |
| <b>Structures:</b>                    | Kits; craftsman kits; scratch built; kitbashed  |
| <b>Scenery:</b>                       | Variety of techniques; 20% complete   |
| <b>Operations:</b>                    | Point to point; main line, branch line, interchange movements; freight and passenger; JMRI operating signals; 12 operating jobs   |
| <b>Car Forwarding:</b>                | Four cycle car cards and waybills   |
| <b>Favorite Aspects of the Hobby:</b> | Scenery; operations   |
| <b>MRR influences:</b>                | Everything—every modeler I've met, every layout I've seen or read about, and all I've read about the prototype has influenced me. |



## October's Monthly Meeting

FVD Super, Jeff Jarr, took us into the 21st century by doing his monthly report in a power point presentation. We were trying to figure out why the lights were being dimmed so early in the meeting when Jeff's report started appearing on the screen. Cool! Jeff reported that:

- High Wheeler 2013 Train Show's planning and preparations are well underway. Another big promotional effort has started under the direction of Jim Osborn. Jim Allen and Bert Lattan are working on the show's floor layout. Dave Johnson has started planning for show staffing. Jeff is busy securing the Harper College facility contract and lining up vendors and layouts. At this writing 25 vendors and layouts have committed to the 2013 show including many past favorites.
- Planning for Railfun 2014--the 2014 Midwest Regional Convention that the FVD is hosting--has also begun. A couple of planning conference calls have taken place and many job responsibilities have been delegated.
- There is still time to get involved with the "fun of working on Railfun". Just give Jeff a call or email him using his contact information given in the "Fox Valley Division Board" section of this newsletter.

After Jeff's report the 40 plus FVD members in attendance at the October meeting were treated to



Bruce Moffat

a really neat "slide show" by former CTA employee, CTA historian, and author Bruce Moffat. Bruce's "A Railroad Runs Through It, Part 2" featured more of his fascinating historic photos of early CTA operations. Some of the photos dated back to the early 1900s and showed such things as diminutive steam

locomotives pulling elevated L trains, and firemen responding to an elevated track fire. Elevated track fires were a common hazard in the days of steam pulled L trains according to Bruce.

Contests Trainmaster, Jim Landwehr, passed out winning certificates to Don Cook (Third Place), Bill Lloyd (Second Place), and Frank Cole (First Place) in October's "Covered or Open Loads" contest. Don modeled a Great Northern pulp wood car, Bill a string of mechanical reefers, and Frank a string of covered hoppers. Jim Osborn's photos of the winners appear in this Semaphore. See all the entries on the FVD website. November's contest is a "Large Structure" of 5000 scale square feet of more.

## Member News

- The FVD board has chosen Dave Johnson to be the division's Midwest Region T&E (Training and Education) representative.
- By the time you read this former FVD Super Rich Sweet will have closed on his Hawthorn Woods house, and will have moved into his new home in Phoenix, AZ with wife Jill and their three cats.
- Please welcome new FVD member Eddie Schlemmon. Besides model railroading with his dad, Bob, Eddie's other hobby is baking. Yep, he's the guy that bakes those delicious cookies we munch on at our monthly meetings
- Membership Trainmaster, Bert Lattan, reports the division's membership now stands at 237 down 3 members from the previous month.

- Did you know the division has at least one bono fide S scale modeler among its ranks? Joel Lebovitz from Wheeling started "playing trains" with a high rail American Flyer train set and never stopped. He's now a scale model railroader modeling modern railroading in S gauge.
- We're sorry to report that FVD member, Bernard Gerod, passed on last month. Bernie was a long time member of the old NS&W division and a good guy. Our sincere sympathies go to Bernie's family and friends.

## Modeling Tip

Asked how he glues his intricately detailed models together, master modeler Jim Allen, said, "I model a lot in styrene and use a Touch-n-Flow applicator to join parts. I love it because you can easily control the amount of cement you need, and it puts the cement exactly where you want it. With styrene you need a really small amount for most joints. I just briefly touch the needle to the joint and it's good. The Touch-n-Flow works on the

principle of capillary attraction. It uses liquid plastic cement like TenX or Testers (liquid) Plastic Cement. Never use the Touch-n-Flow with super glues (CA Adhesives). It will instantly plug it up. Also note that it is a small diameter glass tube with a blunt hypodermic needle. If you drop it it **will** break. Buy a spare." Jim buys his Touch-n-Flows at Ron's Hobbies in Mundelein, but most better Hobby shops will also have them.

## Model winners



1st Place  
Frank Cole's  
HO scale  
Covered Hoppers



2nd Place  
Bill Boyd's HO  
Kearney & Black Hills  
Mechanical Reefers



3rd Place  
Don Cook's  
HO Scale  
GN Wood Chip Car

## Mike's Minute by Mike Hirvela

*This month Mike reports on the Kloke Locomotive Works Open House held November 4th. Mike also took the photos.*

Ever heard of Dave Kloke or Kloke Locomotive Works? Mr. Kloke is the man who built Leviathan 63, a full scale replica of a Civil War era 4-4-0. His Kloke Locomotive Works, LLC, located in South

Elgin, hosted an open house on November 4th. Several FVD members including myself, Jim Allen, Bert Lattan, Harry Sorenson and Walt Herrick attended the open house which showcased the Leviathan 63, the York--another 4- continued of page 5

4-0 being built for a railroad museum in York, PA--and several other projects the Kloke shop is working on. Kloke Locomotive Works is an impressive operation that turns out beautiful 1:1 scale replicas of 19th century motive power and rolling stock. Mr Kloke was formally in the excavating business, but since building the Leviathan, he has sold his excavating business and now concentrates full time on train building. One of KLOW's upcoming projects is building the Lincoln Funeral Car which they also hope to put on tour in 2015 to commemorate the 150th anniversary of Lincoln's death. The plan is to follow the same route and same

schedule as the original Lincoln funeral train traveling through eleven major cities in seven states from Washington, D.C. to Springfield, Illinois. Some of the trip will actually be made on railroads, while other parts of the trip will not due to modern day rail traffic and the inefficiencies of an 1800's train replica. This major undertaking will take a lot of skilled labor, volunteer help and, of course, money. To find out more about the project, how you can volunteer, and how to donate to it, go to the web site, [www.The2015LincolnFuneralTrain.com](http://www.The2015LincolnFuneralTrain.com).



This is the fireman's side of the Leviathan 63. Attendees were invited up into the cab where the crew told how the engine operates and answered questions.



This shot of the Leviathan was taken from the front on the engineer's side. Check out all that gleaming brass!



The 4-4-0 'York' will be completed in March. Then it heads east to a museum in York, Pennsylvania. The loco is sitting on small 40 lb. rail.



Here's the metal frame of the 'Officer's car' that will accompany the Lincoln Funeral car on tour in 2015. This car is patterned after the car pulled by the C&NW's first steam loco, the Pioneer, at the 1948 Chicago Railroad Fair.



## We Need You!

...to lend a hand at High Wheeler 2013 this March 9th or 10th or both! No special skills needed other than the willingness to share our great hobby with young adults, adults, kids, and seniors. See our sign up sheets at a monthly meeting or contact Dave Johnson at mdj@bds-soft.com. Also, if you have articles, photos, etc. for the Semaphore, please send to the editors email address at w.herricks@yahoo.com. Thank you!

## Meeting Dates

Here's what's coming up in the next several months.

| Date        | Clinic  | Contest   | Other                                  |
|-------------|---|---|--|
| November 18 | CNW Grain Hoppers by Dave Phillips  | Large Structure—5000 scale square feet or more        | Regular 1:30 p.m. start                |
| December 16 | Brookfield, IL on the CB&Q by John Szwajkart  | Open Load One load per car three cars maximum         | 1:00 p.m. start. Lunch will be served! |
| January 20  | TBA   | Favorite Train Picture (photo or art work)            | Regular 1:30 p.m. start                |
| February 17 | TBA   | Open Load. Single load using 2 or 3 cars to transport | Regular 1:30 p.m. start                |
| March 9-10  | <b>High Wheeler 2013 Saturday and Sunday. No monthly meeting. Come to High Wheeler!</b> |   |  |

## Fox Valley Division Board

### Superintendent

Jeff Jarr jjarr@comcast.net 773-286-8755

### Assistant Superintendent

Bob Shlemon, Jr. shlemonjr@att.net 773-334-4208

### Chief Clerk

Leif Hansen mudhen454@att.net 847-437-7124

### Paymaster

Tim Kleimeyer kleimeyert@comcast.net  
847-426-4732

### Achievements & Contests

Jim Landwehr JLandwehr901@yahoo.co  
847-577-7984

### Clinics

David Leider MMR sooauthor@netzero.net  
847-253-7484

### Publications Editor

Walt Herrick wherricks@yahoo.co 815-459-1334

### Circulation Editor

Jim Allen jallenad60@comcast.net 847-356-2061

### Membership Promotions

Mike Hirvela mhirvela1@gmail.com 847-360-9579

### Membership Records

Bert Lattan blattan@comcast.net 847-295-7959

### Public Relations & Webmaster

Jim Osborn FVDWebsite@comcast.net 815-578-8315

### Ways & Mean -High Wheeler

Jeff Jarr jjarr@comcast.net 773-286-8755

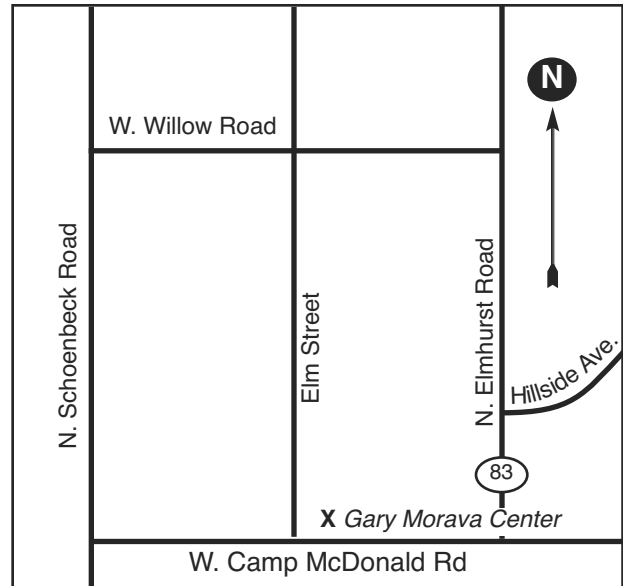
## About the Fox Valley Division

If you receive this newsletter you live in the Midwest Region and Fox Valley Division of the National Model Railroad Association or NMRA. The Fox Valley Division (FVD) includes McHenry and parts of Cook, Kane and Lake Counties in Northeast Illinois. About 240 members of varied ages and modeling ability levels belong to the FVD. Almost all modeling scales are represented in our division. Membership in the division is free as are the Semaphore newsletters.

FVD general meetings are held September through May at the Gary Morava Center in Prospect Heights from 1:30 to about 4:30 pm. Each meeting features a clinic, model contest, information of interest to the membership, and a time for socializing. Outings, layout tours, and operating sessions are also held periodically in addition to, or instead of the general meetings. To promote the hobby of model railroading, the FVD sponsors and runs a large train show called "High Wheeler" in early March each year at Harper College in Palatine, Illinois.

We encourage you to take advantage of all the FVD has to offer. We are here to help answer your questions, help improve your modeling, and help you better enjoy the great hobby of model railroading. Join us at a FVD meeting or outing. We'd love to see you. Or, visit us on the web at: [www.foxvalleydivision.org](http://www.foxvalleydivision.org).

**Questions? Contact FVD Superintendent, Jeff Jarr or any board member listed on the "FVD board section of this newsletter. We are here to help you!**



## Next Meeting

The Fox Valley Division will hold their **meeting on November 18, 2012.**

Note: 1:30 pm start time to 4:30 pm, at the Gary Morava Center, 110 W. Camp MacDonald Road, Prospect Heights, IL.



**Fox Valley Division**  
**Midwest Region-NMRA**  
P.O. Box 1535  
Arlington Heights, IL 60005-1535