



THE SEMAPHORE

February 2019

FOX VALLEY DIVISION • MIDWEST REGION



Bob Teuber's Kansas City Industrial Ry. article and photos by Walt Herrick

INSIDE THIS ISSUE

- Pages 1-3 Teuber's KC Industrial Ry
- Page 3 Modeling Tip
- Page 1 Fun Stuff
- Page 4 Mike's Minute
- Page 4 Cook Special Run Reefer
- Page 5 January's Clinic & Contest
- Page 6 Finding RR events
- Page 6 Member News
- Page 6 Meeting Schedule
- Page 7 Basic FVD info
- Page 7 FVD Board members

Semaphore Editor:
Walt Herrick, Jr.

waltherrickjr@gmail.com
815-355-2003 (c)



Next FVD Meeting:
Sunday, February 17
1:30 pm at the
Morava Rec Center in
Prospect Heights

Contest: Kitbashed Structure or Car

Clinic: "Modern Railroading in Japan" by Mike Wood

Last month we featured a large HO layout under construction in Gordy and Gail Ericksen's McHenry County basement. This month we feature yet another large HO layout under construction in another McHenry County basement—the Kansas City Industrial Railway layout of Bob Teuber. Like the Ericksen's, Bob has an excellent layout concept driving his layout construction. Bob is modeling the area around a single city—Kansas City—with the idea that this will be a large (very large!) switching layout featuring about a half dozen Class I roads, a short (industrial) line transfer runs, yard switching, and, of course, lots of industries to switch. Bob's got a large basement and he's packing a ton of operation into it. Above we see UP #7391, a GE C45ACCTE unit, doing some yard switching on the original section of Bob's layout. *con't on p. 2*

Fun Stuff by Jim Allen



Standard gauge train tracks in the U.S. are 56.5 inches apart and most full sized vehicles have tread widths of 58 to 60 inches. So, most vehicles will fit comfortably on railroad tracks. Two inventors, David Main and Sulo Nampa, came up with a system that allowed trucks to ride on both roads and rails. They developed the hardware in the early 1930s and received a patent for it in 1937. The device consisted of small flanged steel wheels that could be lowered onto railroad tracks. At that point, the vehicle's rubber wheels provided the power. Cool huh?!



Layout of the Month: Teuber's Kansas City Industrial Ry.



The above left photo shows what you see after coming down the stairs to Bob Teuber's basement. The above right photo shows the other side of the basement. Bob's original large island layout is seen in the middle of the left photo with the dark skirting and curved sky backdrop. He is building his new layout around the walls while leaving the original layout intact. This will enable Bob to "have his cake and eat it too" allowing him to still run trains while building the new layout. Eventually the original layout will be replaced with a large peninsula located in the middle of the basement. Everything is being done in stages with the large peninsula as the last major stage of construction.



Fast Tracks turnout "kits" are the order of the day on the new Teuber layout. In the above left photo we see a bunch of completed long curved turnouts sitting on a work bench along with a couple of curved turnout templates. Bob Teuber is counting on great reliability from the FT turnouts as he will be running modern length rolling stock and diesels constantly through those turnouts. In the above right photo, we see Bob's method for laying out the broad curves and transition curves on his layout. He uses one inch wide, eight foot long strips of Masonite, long T pins, and squeeze clamps to denote the center lines of the curves. The long T pins are easily pushed into the pink foam sub road bed to hold the Masonite strips in place along with the clamps. Center lines are then traced along the Masonite. On main line track, the center lines will be used to lay out cork roadbed, with flex track then laid on top of the cork. On secondary track, the track will be laid directly on the pink foam.

The KC Industrial Ry. layout will be set in modern times and feature modern rolling stock such as the auto racks on the far track, the orange and green garbage containers on flat cars in the middle, and the long yellow well cars seen in the foreground of the photo to the right. One of the perks of doing the *Semaphore* "Layout of the Month" articles, is learning new things. Until Bob showed me, I had never seen a "garbage container on flat" or a "garbage train". Thanks to Bob, now I have! WH



Layout of the Month: Teuber's Kansas City Industrial Ry.




Staging will be key to the operations of the Kansas City Industrial Ry. and Bob Teuber has provided for lots of it. In the top photo we see Bob at the left end of his 1 1/2 x 35 foot staging/fiddle yard located in a separate 4 x 35 foot "Annex" room right next to the layout room. A duck under is used to get into the Annex. The next photo shows the right side of the staging yard. There are actually two separate long staging/fiddle yards in the Annex room—one is facing left, and one facing right. During op sessions a staging "mole" will be assigned the big job of operating these yards. At present Bob Teuber's new layout is 15—20% done. We'll keep you posted on his progress in future *Semaphores*.

Modeling Tip—Staging Carts

When you have 600 pieces of modern rolling stock like Bob Teuber does, that can be a storage issue even with a large layout like Bob's. Bob has come up with a nifty solution to his rolling stock storage problem. To the right you see his rolling stock staging cart with drawers purchased at The Container Store in Schaumburg. You can also find them on line. The carts can be purchased in small 18 inch wide x 17 inch deep, or large 18 inch wide x 21 inch deep, sizes. Each of the cart's drawers hold 10-20 cars depending on the cart size, and they are interchangeable. The carts can be put on wheels or not. Bob rolls his cart in and out from under the layout.

Basic Layout Information	
Layout Name:	Kansas City Industrial Railway
Layout Builders:	Bob Teuber
Layout Location:	Bob's 35 x 50 foot basement
Layout Scale:	HO
Layout Size:	1800 square feet
Layout Style:	Single deck, around the walls with a large peninsula
Layout Locale/theme:	Kansas City, MO large industrial switching layout
Layout Era:	2010-2019
Construction begun:	"Original" layout was begun in 2010; "New" layout in 2015
Bench Work:	Sectional 1x4 open grid
Sub Roadbed/Roadbed:	3/4 inch plywood Cork; 2 inch pink/blue foam
Track:	Code 83 flex track; Fast Tracks turnouts; mostly manual t/o controls with some Tortise electric switch machines
Track specs:	36 inch min. radius on main; min. #8 turnouts on main
Scenery:	Not really started yet, but will be mostly flat with some rolling hills typical of Kansas City
Structures:	Kits; kit-bashed
Locomotives:	Modern from various mfrs.
Rolling Stock:	600 modern cars from various mfrs.
Control:	DCC; NCE wireless throttles
Operations:	Industrial switching, transfer runs, yard switching, Class I and short line operations.
Other:	Bob expects to use between 10 and 15 operators in his Kansas City Industrial Ry. op sessions when the full layout is finished enough to operate.



Mike's Minute by Mike Hirvela

Un-built Kits and Ironies in Model Railroading

With more typical winter weather showing up with a vengeance recently, I found myself taking more caution and deciding not to venture out onto the roadways just to make a layout work session or op session after dark or on the weekends. So, I resolved to use the available free time to busy myself cleaning off my secondary hobby bench, which also doubles as my kitchen counter under the kitchen's west window. I'd like to get some car kits that have been accumulating for several years built, painted and decaled. This leads me to irony #1. I first checked out the car boxes to find out just what their current status was. I then formulated a plan to get the kits finished. One part of the plan was making a list of the things I would need to finish the projects. The ironic of this is that when I made my list of what was needed, a lot of the "what was needed" was *not* on hand and would have to be purchased. This meant I would have to take a road trip to the hobby shop some distance away, something I was really trying to avoid in the first place! Oh well, chalk it up to another encounter with one of "Murphy's Laws of Model Railroading", this one being: "Just when you are ready to sit down and have a great session of model building, you discover you are out of _____(you fill in the blank)".

I suppose I could say that I am like many other model railroaders in that I have more un-built stuff than I care to admit, and that if I actually devoted myself to building even a fraction of these projects, I would not leave the house for days, if not weeks. Have you ever done this? It's irony #2. I find a project that was started and set aside for some reason I can't remember. I pick it up at a later date (sometimes much later), and now it is "easy peasy" to complete and get on the layout. Here's an example: When looking for a part for a project last week, I found a plastic baggie of telephone poles needing completing before installing on the layout. So I decided to do the poles first. It was an easy "rough 'em up with a razor saw", paint the insulators a "green glass" color, weather the poles, paint "creosote" (satin black paint) on the bottom ends of the poles, cut off the bases, and plant them along my railroad's right-of-way. Why did I set the pole project aside before? Who knows, but they are now done and on the layout. However, I still have not found the part I was looking for in the first place! If I go looking for it again, I'm sure I'll find another unfinished project I can tackle, because there is a lot of them waiting for me on my work bench or storage shelves. Maybe in my search, I'll find another unfinished project I can easily complete—provided of course, the tube of super glue I need hasn't hardened, and I that rattle can of gray primer I'll need is still good. Maybe I'll rust up that two bay hopper I've been meaning to finish. My inspiration for the weathering of the car is in photo which is a book that's in the back of my truck along with some other stuff I was using at the club last week. It's snowing right now and about 10 degrees. Do I want to put on my big coat and gloves and go find that book which I know is buried under a lot of layout building materials? Nah, I'm going to stay in my warm house and go run some trains.

Honoring Don Cook with a Special Run Car

The FVD is honoring our good friend and late MMR, Don Cook, with a special run **Cook Orchards reefer car**. This car was produced for the division by Accurail and is a close replica of the Cook Orchards cars that traveled on Don's layout. Each car costs \$23.00 plus shipping and handling of \$7.50 for one car, and \$14.00 for 2 to 4 cars. You may save shipping costs by purchasing your car(s) at a FVD monthly meeting. Go to the FVD's web site: www.foxvalleydivision.org for complete purchase and shipping information. More info on the cars can be found on page 13 of the January 2019 *Model Railroader*, and page 80 of the November 2018 *Railroad Model Craftsman*. We encourage you to act soon as our stock of these cars is running low! Jim Osborn photo.



January's Clinic and Contest Photos by Jim Osborn

January's Clinic

Bob Hanmer (right) was our clinician for January's clinic. His clinic, "Train communications in the 1940s", was well received. Bob has researched the development and use of Inductive Train Communications which railroads began using in the 1940s. His presentation covered the many railroads that used this new communications technology. Thanks Bob, for your great clinic! In **February** we will hear from FVD member, **Mike Wood**, who returned recently from a business trip to Japan. During his off hours Mike was able to rail fan and photograph Japan's various railroads. He has developed a clinic on them called "Modern Railroading in Japan". Be sure to check out this great recent look at an outstanding railway system. WH



January's Contest

January's contest was "Trackside Industry-one structure only". **Jim Osborn's** beautiful HO scale "Team Track" on the right, placed **First** in the popular vote. Note the great detailing on this "railroady" structure including the wood crane on the ramp, high weeds, appropriate vehicles and litter around the entire area. **Gail Erickson placed Second** with her HO scale A.C. Brown Manufacturing Co. (below right). This nicely built and finished model will no doubt find a prominent place on her and husband Gordy's layout (see the January 2019 Semaphore). **Third place went to Jim Landwehr** for his HO scale brick factory back drop flat building (below left). Jim really captured the look of an old, weathered red brick structure with his model. In **February** the contest is: "Kit-bashed Structure or Car". We'd love to see *your* model on **February 17!** WH



Won't You Help Us?

The Fox Valley Division is still looking for members to fill the division's important **Ways and Means, Public Relations, and Membership Services positions**. Won't you consider giving us a hand by serving in these positions? Please contact FVD Superintendent, **Mike Hirvela**, at mhirvela1@gmail.com or **847-360-9579** if you would like to serve the division in these positions, or in some other capacity. Thank you!

Where to Find Railroad Events or Activities

Looking for railroad events or activities to attend? You can directly check out the “RR Events” page of the FVD web site at: <http://www.foxvalleydivision.org/fvd2016/rrevents.v2.html>. Or, you can go to the web site, click on the “Community” tab, and then go to “RR Events”. By the way, if you ever hear or know of an interesting railroad event, please send it to me at my contact info on p. 7 of this newsletter so we can share it with everyone. Thanks! Jim Osborn

Member News

Bert Lattan, the FVD’s Membership Services Trainmaster, reports the division had 192 members as of the end of December. **Griffin Pierce from Pingree Grove** is our newest FVD member. Griffin is a **student member**. Welcome aboard, **Griffin!**....Former FVD member and Ass’t. Superintendent, **Harry Sorenson** (right), passed away on January 23. Harry was a wonderful man and FVD member who had unfortunately been incapacitated the past several years by a stroke. Those wishing to send condolences should send them to his wife: Fay Sorenson, 14173 Viola Place, Huntley, IL 60142.....The FVD again this year decorated the display case at the Mt. Prospect Public Library. Big “Thanks!” to all the members who took part in this project! A picture of the display will be shown next month.



2018 - 2019 Fox Valley Division Meeting Schedule

All meetings are held from **1:30 to about 3:30 pm** (except as noted under “Other” below) at the **Gary Morava Recreation Center, 110 W. Camp McDonald Road, Prospect Heights, IL 60070**. Visitors are always welcome per the NMRA’s visitor policy. Note that clinics are subject to change without notice. For the latest clinic and all FVD news and information, visit our web site at www.foxvalleydivision.org.

<u>Date</u>	<u>Clinic</u>	<u>Contest</u>	<u>Other</u>
Feb. 17, 2019	“Modern Railroading in Japan” by Mike Wood*	Kit-bashed structure or car	
Mar. 17, 2019	Arduino Devices by George K.	Over, Under, Around & Through—bridges, signals, tunnels, etc.	
Apr. 28, 2019	Keeping Your RR in Focus by Jim Osborn	Humorous Open Load	1:00 pm start for Officer Elections
May 17–19, 2019	“The Grand Crossing” Midwest/Thousand Lakes Joint Regional Meet in LaCrosse, WI. Questions, email Reid Kahrs MWR Convention Chair at: rkahrs@charter.net. See pages 9–12 of the Winter Midwest Region <i>Waybill</i> newsletter for convention registration details and convention information.		
June 2, 2019**	Modular Construction of User Objects in AnyRail by Carl Wagus	Vehicles—limit 3	Last monthly meeting for 2018 – 2019
July 7–13, 2019	NMRA 2019 National Convention in Salt Lake City, UT. See the convention’s web site for more information: www.nmra2019slc.org		

***Note, this change in February’s clinic! Mike Wood just returned from a 26 day trip to Japan with lots of photos of contemporary railroading in that country. Mike Hirvela graciously gave Mike Wood his clinic spot so we could see the latest in modern railroading in Japan. Fear not, the Hirvela clinic is being rescheduled!**

****We meet in June and not May this year due to the scheduling conflict with the Joint Regional Meet in LaCrosse, WI May 17 – 19.**



About the Fox Valley Division

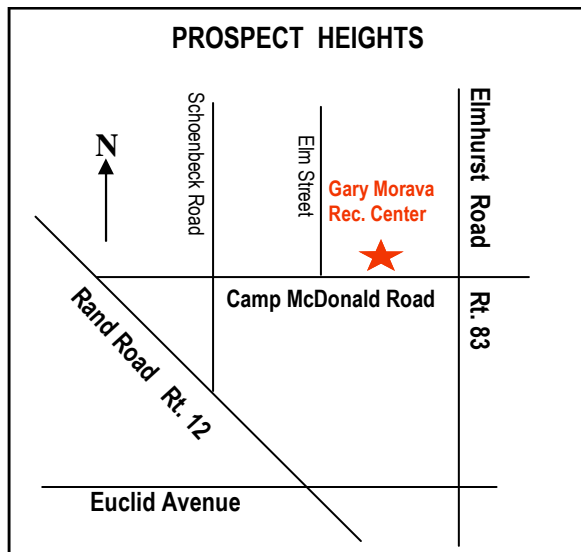
If you receive this newsletter you live in the Midwest Region and Fox Valley Division of the National Model Railroad Association or NMRA. The Fox Valley Division (FVD) includes all of Lake and McHenry, and parts of Cook and Kane Counties in northeast Illinois. About 190 members of varied ages and modeling ability levels belong to the FVD. Almost all modeling scales are represented in our division. Membership in the division is free as are the Semaphore newsletters.

FVD monthly meetings are held September through May at the Gary Morava Recreation Center in Prospect Heights from 1:30 to about 4:00 pm. Each meeting features a clinic, model contest, information of interest to the membership, and a time for socializing. Outings, layout tours, and operating sessions are also held periodically in addition to, or instead of, the monthly meetings. To promote the hobby of model railroading, the FVD sponsors and runs the large train show called "High Wheeler" in early March each year at Harper College in Palatine, Illinois.

We encourage you to take advantage of all the FVD has to offer. We are here to answer your questions, help improve your modeling, and help you better enjoy the great hobby of model railroading. Join us at a FVD meeting or outing and bring a friend. We'd love to see you. Also visit us on the web at:

www.foxvalleydivision.org.

Questions? Contact FVD Superintendent, Mike Hirvela, or any FVD Board member listed below. We are here to help!



- The FVD's monthly meeting is at the :
Gary Morava Recreation Center
110 Camp McDonald Road
Prospect Heights, IL. 60070
- Our regular meeting time is:
1:30 to about 3:30 p.m.
- 2015 – 2016 meeting dates, contest and clinic info are on page 6 of this newsletter.

FVD web site: www.foxvalleydivision.org

FVD mailing address: Fox Valley Division
Midwest Region-NMRA
P.O. Box 1535
Arlington Heights, IL
60005-1535

Fox Valley Division Board Contact Information

Superintendent, **Mike Hirvela**
mhirvela1@gmail.com 847-360-9579

Assistant Supt., **Denis Zamirowski**
zam972@aol.com 312-590-6472

Chief Clerk, **Carl Wagus**
crwagus@mail.com 847-516-2016

Paymaster, **Tim Kleimeyer**
kleimeyert@comcast.net 847-426-4732

Achievements & Contests, **Jim Landwehr**
jlandwehr901@yahoo.com 847-577-7984

Clinics & Programs, **David Leider, MMR**
sooauthor@netzero.com 847-253-7484

Membership Services, **Bert Lattan**
nswnmra@comcast.net 847-295-7959

Membership Promotions, **Mike Hirvela**
mhirvela1@gmail.com 847-360-9579

Public Relations, **Vacant**

Web Technologies, **Jim Osborn**
FVDWebsite@comcast.net 815-578-8315

Publications/Semaphore Editor, **Walt Herrick**
waltherrickjr@gmail.com 815-355-2003

Ways & Means—High Wheeler Show Manager
Vacant