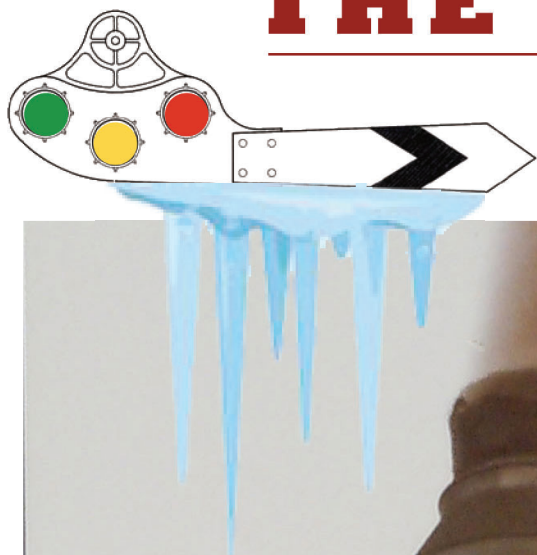


# THE SEMAPHORE



March 2021

Fox Valley Division • MIDWEST REGION



***And now for something a little warmer . . .***

*Denver Rio Grande #476 by Jim Allen -- Prototype Color Print Category  
Best in Show 2018 Midwest Region Convention*

***In This Issue...***

<b>Page 2</b>	<b>Midwest Region convention</b>
<b>Page 2</b>	<b>Covid activities &amp; Photos</b>
<b>Page 3</b>	<b>Member Photos</b>
<b>Page 3-4</b>	<b>Workshop Safety</b>
<b>Page 4</b>	<b>What's Happening (or not)</b>
<b>Page 5</b>	<b>Mike's Minute</b>
<b>Page 6</b>	<b>February Contest Results</b>
<b>Page 6</b>	<b>Meeting Schedules</b>
<b>Page 7</b>	<b>Virtual Meet Instructions</b>
<b>Page 8</b>	<b>Call for Articles</b>
<b>Page 8</b>	<b>Division Information</b>



Above is a glamor shot of the scratch built SOO boxcar.



The C&NW Historical Society laser kit shown above was a fun project. I added the caboose brake rigging, coupler lifts, leaf springs and custom decals and a couple of birds along for a ride.

The next scratch built car I just started is an On2 Sandy River and Rangeley Lakes 2 foot gauge flat car. It's said the construction specs of the Maine RR migrated from Wales where 2 foot gauge (actually 1' 11-1/2 ") was necessary to navigate around the rugged terrain. I do not know if this is true, but it makes sense and is a good story! Stay safe and in the workshop! J.O. Ed.



Kurt Youngmann provided this photo of a restored 2 foot gauge Garratt taking on water at the Welsh Highland Railway in Caernfon, Wales. This is quite a mechanical monster.

***Help get this train back on the tracks...***

The Midwest Region is in the midst of planning the 2022 convention, ***Indy Junction 2022***, to be held May 18-21, 2022. This will be a three region convention combining the Mid-Central, North Central and Midwest Regions - and promises to be a dandy. While it's still a while a way, the planning is in progress. The convention committee is looking for a **Vendor Coordinator** to help with the associated train show planning. The position requires someone who is able to seek out and contact multiple vendors, requesting them to participate in the convention. The ability to coordinate the information from the many contacts is a key attribute. The committee is less interested in the local vendors from divisional swap meets and more interested in vendors who attend National Train Shows. If you are capable & interested - or know someone who might fill the bill - please contact Superintendent Michael Hirvela. Like most NMRA jobs, the pay is terrible but the benefits are enormous!

***Covid activities...***

Last month I discussed the dangers of Covid fatigue. I've been off Netflix and in the work shop since. Happily, I finished off my third scratch built car. It is a 1923, SOO line, Type 2, Sawtooth bottom, outside braced box car. The sawtooth bottom with the deep fish belly under frame is quite unique. It was a challenging project & I am pleased with the results. I'll be doing a clinic on the project in May so you can learn all the gory details of the journey. While various paint layers were drying on that project, I was able to finish and detail a nice laser kit caboose I started a while back. A couple of my pictures are shown in the right column.



**Speaking of pictures...** George K. contributed a few photos this month of some rail-fanning he did before the world ground to a halt. Thanks for sharing George!



Above is Denver Rio Grande & Western #315 posing for George at the Cumbres & Toltec Scenic Railroad.

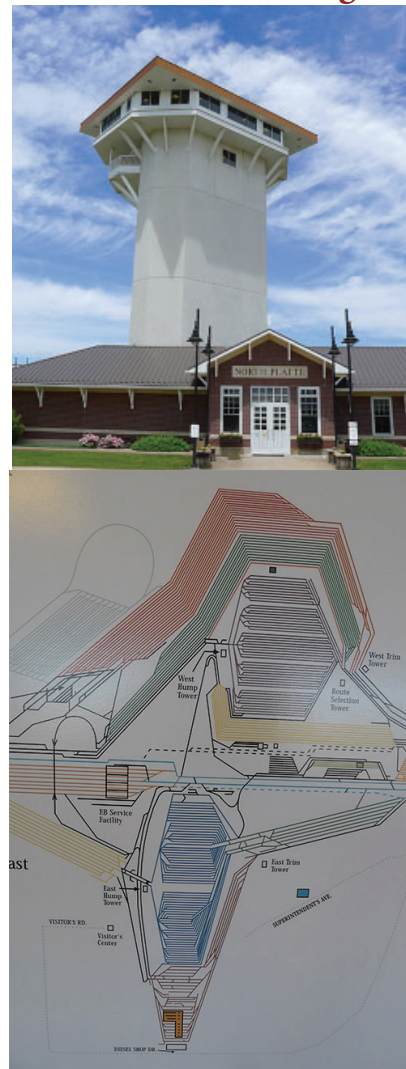


On the way home, George made a stop at the UP Bailey Yard in North Platte, Nebraska. The place is a

huge 2850 Acres! It's located halfway between Denver and Omaha.

All train movement throughout Bailey Yard is handled by the on site command center with the latest computerized control systems. The Bailey Yard command center is tied to the Harriman Dispatching Center in Omaha, which controls hundreds of intercity trains daily throughout the company's 23-state rail system.

The Golden Spike Tower is shown upper right, Engine Facilities on the left & the Yard Map is shown lower right. Photos by George K.



## Safety for Model Railroaders ...

by Denis Zamirowski, Assistant Super

Safety glasses are one of the most important requirements for the model railroader's home workshop. Without our vision, model railroading can't be enjoyed. Purchase a good pair of safety glasses and use them any time that you are using power tools or hand tools that can send debris flying. Make sure the safety glasses fit so there is little or no gap in the area surrounding your eyes.



A polycarbonate face shield will also work well to protect your eyes. Look for ANSI certification.

Respirators come in several types and can be categorized as to use and properties. Particulate respirators keep fine particles from our lungs, like acrylic paint over spray, but they don't protect from toxic chemicals and gas --- they are useful for

sanding, spraying water based paints, and dusty environments. Cartridge respirators protect from toxic fumes and vapors depending on the cartridge used. It is important to use the proper cartridge for the job being done ---- for spraying solvent based paint get cartridges designed to protect from organic vapors. It is important that a respirator fit properly. Check for fit before starting the job. In the case of the cartridge respirators, when you can smell fumes you either didn't fit the respirator properly or it's time to change cartridges. Few respirators (especially cartridge models) will give a good seal for bearded individuals. Never use petroleum jelly on a beard to make a seal. A good spray booth with filtering or outside exhaust might be a good choice if you are bearded.



Most power tools are noisy enough that hearing protection is necessary. If your ears ring after using



a power tool, chances are you've already damaged your hearing. Hearing protection comes in several forms, such as: ear plugs, ear muffs, and noise reducing and canceling headphones. What you use is up to personal preference and noise levels encountered in performing various tasks. When choosing hearing protection, try to obtain the highest dB reduction possible. If using earplugs, they should fit properly and should fit comfortably. The proper method of insertion varies with the product.



Gloves used in building models will vary according to the operation being performed. Powder-less nitrile gloves offer good protection when stripping or painting models, especially when using solvent based cleaners or paints. Many solvents are absorbed through the skin and most stripping concoctions are drying or caustic. It's better to be cautious rather than regretting your actions later. Leather gloves without finger tips can be useful when drilling with a pin-vice to prevent abrasions to the palm of your hand. Rubberized work gloves have

a good grip and are useful in opening stuck paint bottle lids.



When painting with solvent based paints, always make sure you have a fire extinguisher handy in case the solvent ignites. Always use a three prong grounded plug in a properly grounded outlet and never work with electrical equipment in water (a GFCI outlet can increase the safety in damp areas).

When using a table saw, a push device can save your hand from injury --- it's cheaper than amputation. A feather-board can lessen the risk of kick-back injury. If using a bench grinder, don't wear gloves as they can become caught in the grinder wheel and result in serious injury. Remember to wear safety goggles or a face shield.

Remember, **model railroading is fun** and is to be enjoyed and with a common sense approach to safety can be a safe enjoyable hobby. If you plan for a safe project session in advance, you will avoid a trip to the emergency room or worse. Have fun and be safe! D. Z.

---

## What's Happening - or not ...

- FVD friend and DuPage division member Mary Law passed away February 5th after a protracted illness. Mary was a contributing member of the working committee for the MWR convention **RailFun 2014**. Mary will be remembered for her meaningful contributions and cheerful demeanor. • **Charles Malinowski** (CID) introduced us to making paper based building flats in the February clinic. There was a lot of interest in his presentation. • Super Michael Hirvela received **Achievement Program** awards for the **Electrical and Scenery categories**. Congratulations Mike! • We will hold **elections** for Assistant Superintendent and Paymaster at the April virtual meeting. We need candidates! - please click <http://www.foxvalleydivision.org/fvd2016/contactus.v2.html> . Contact Chief Clerk Rich Hoker if you are willing to put your name forward. • The MWR spring **convention** in Rockford has been postponed until next September. Additional information will be forthcoming. • The NMRA 2021 Rails By The Bay convention has been **canceled**. It will become an **NMRA-X** virtual event. • The Monticello Railway Museum is holding "Throttle Time" April 16, 17 and 18, 2021 at the Museum in Monticello, IL. See their website for details. • The T-1 Trust in Pennsylvania is building a 4-4-4-4 T-1 from scratch. Certain parts have already been made and the plan is to have one complete locomotive assembled and steamed up by 2030. • A private owner is having an A-B-A set of ALCO FA-2's restored by SMS Rail Services in New Jersey. • Restored B & O EA #51 is now on display at the B&O RR Museum in Baltimore. • Reading steam locomotive #2102 has been under restoration for a while and recently had the refurbished boiler fired up. • **The Midwest Region concluded it's 2021 officer elections**. The results are as follows: For President: Bob McGeever, SCWD, VP: **Michael Hirvela**, FVD, Director-at-Large: **Jim Landwehr**, FVD, John Coy, CID and Jerry Peterson, Michiana Division. Congratulations to those elected. • Just heard about a large estate sale of model RR stuff. Reference: Estate sale of Ken & Cathy Nickel. See: <https://www.estatesales.net/WI/Jefferson/53549/2788482>



## Mike's Minute...

With last month's lead-in using the December 1974 issue of "The Semaphore" and with the turn of the year and reflection on what's important, it seems like the old saying that "Everything Old is New Again" fits this year. To that end, Denis Z's article on Safety Issues is very timely. Now-a-days, with the COVID still a concern, people have been using facial masks, some have used gloves, and are washing their hands often like they never have before. All these things are important for your health, but we can go a step further when doing our modeling work. Good eye protection, including safety glasses and/or a face shield, are a must when working with rotary tools, as is protecting our hearing. And as Denis points out, respirators and masks protect our lungs from very small particles, organic vapors and paint products. Also good ventilation in our hobby space is important as well to keep unpleasant fragrances from migrating throughout your home. Let's start out the new year on a positive note to not only improve our modeling, but our way of modeling as well. Here's to 2021.

I may sound like a broken record but I need to remind the organization that we still have positions open for the Division's **Publications Trainmaster** (*Semaphore* editor), **Public Relations Trainmaster** (advertise our activities), and **Social Media Coordinator** (Facebook et al. accounts manager). This could be one, two or even three members. How about taking that first step? Get on board by considering to take on one or more of these activities -- we need your help to keep the division's journey going.

Jim Osborn & I will be proceeding as best we can to get the newsletter out on time every month. This is our third issue, but now ***we need your assistance in gathering interesting content for subsequent issues.*** We are seeking your inputs and ideas - whatever they are and whatever you think others would be interested in.


Our next virtual meeting will be on **Mar. 21st.** See page 6 for meet details and page 7 for Zoom instructions if your are not familiar with the application. BTW, take a few minutes to participate

in our virtual contest by submitting photos of your **coolest Locomotive. Entry photos are accepted any time through our Timetable web page.** Finally, don't forget to vote for your favorite contest entries. Click this link to vote between Fri. Noon before the meet and Sunday Noon the day of the meet.:

<https://form.jotform.com/201986084212959>

Notice of Officer Elections - April 18, 2021  
We will be electing members to the Assistant Superintendent and Paymaster positions. Please contact the Chief Clerk, Rich Hocker at:  
[richard.hoker@sbcglobal.net](mailto:richard.hoker@sbcglobal.net)  
to help the division.

Everyone take care, stay safe, have your fingers crossed for a better year ahead and keep them away from the saw blades! May we all have clear track and green boards ahead - and stay off the tracks! M. H.



17. Original photo 1928 was 14 x 18 inches  
Copyrighted by D. A. Gilbert of Roanoke, Virginia  
Reprinted by Norfolk Southern Railway Co. 1992

A 1928 safety poster from D. A. Gilbert and reprinted in 1992 by the Norfolk & Southern Railway Co. It still applies today!

## February Contest Results & More...

Jim Osborn's (Editor) Geneva Interchange, bridge & station scene won 1st place honors in February. Leif Hansen grabbed 2nd place with his HO/HOn3 Scales Scratch built Narrow Gauge Trestle over Standard Gauge and Harry Meislahn took 3rd place with his HO Scale Scratch built SP tunnel showing a cutaway view of the Tunnel Lining. The tunnel is stick-built to SP standards. You can see all the model entries on our web site at:

<http://www.foxvalleydivision.org/fvd2016/contests.v2.html>

The March contest category is **One Locomotive**. Whether it's a Big Boy, GG1 or an industrial switcher, we would like to see it.

Note the May contest has been changed to a photo of a **Small Scene** with re-purposed or retired Rolling Stock - the scene is not limited to a 12" x 12" diorama as originally stated.

Submit contest photos any time. Just click on the secure link below to send in your photos for any of the future contests. JO

<https://form.jotform.com/201995250508962>



1st Place  
Over, Under Around or Through



One E J & E Locomotive

## 2020 - 2021 Fox Valley Division Meeting Schedule

Meetings are held from 1:30 to about 4:00 pm (except as noted). This season all meetings will be presented online using ZOOM virtual meeting technology. See the next page of the newsletter or the division's web site for complete instructions on how to use ZOOM and participate in the meetings. For the latest clinic and all FVD news and information, visit FVD's web site at [www.foxvalleydivision.org](http://www.foxvalleydivision.org).

Date	Clinic	Contest	Notes
<b>Next Meet...</b>			
<b>March 21</b>	<b>The Pursuit of Realism by Lance Mindheim; facilitated by Gary Saxton</b>	<b>1 Locomotive</b>	<b>1:30 pm start on ZOOM</b>
<b>Future Meets...</b>			
April 18	Prototype Jct. Reconstruction by Steve Miazga, Wise Div.	1 Illuminated Model	<b>1:00 pm Start</b> on ZOOM Annual Officer Elections
May 16	Scratch Building Cars for the AP Program by Jim Osborn	Photo of a small scene with re-purposed or retired Rolling Stock	1:30 pm start on ZOOM
May 20—23	Midwest Region Annual Convention, "The Rockford Railroad Convention" HAS BEEN POSTPONED until September - see the Rock River Valley Division's website: <a href="https://www.rockfordrails2021.com/">https://www.rockfordrails2021.com/</a>		

## ***Fox Valley Division ZOOM Meeting Instructions***

On September 20, we restarted our monthly FVD meetings using the popular virtual meeting technology called ZOOM. Now any of us with a personal computer, notebook or smart phone should be able to attend the meet without having to worry about being contaminated by any disease! Your FVD Board believes ZOOM meetings could really boost meeting attendance and contest participation. Here's the info you need to participate in our ZOOM meets:

### ***Email Address needed***

- We must have your email address in order to send you the login credentials for each ZOOM meet. (If you do not receive the **Semaphore** notice each month via email, then we do not have your email address on file.) To add or change your email address, point your browser to the FVD web site <http://www.foxvalleydivision.org/>
- Click on the link at the top of the page just below the blue banner. Complete the form to add your email address to our address list.

### ***ZOOM Meeting Procedures***

- If you do not have the ZOOM app installed on your computer, please download it and test it out.
- About a week before the meeting date, the FVD Webmaster will email you an invitation to the meet that will include a link to the meeting with your login credentials.
- Also included in the email will be a link to the FVD Timetable web page where you will find PDF downloads for a 1 page "FVD ZOOM Meeting Quick Guide", "ZOOM Meeting Procedures", and other help topics you may find useful. Tip: you may want to print the Quick Guide to have for reference at the meeting.
- For security purposes, please do not post these credentials on any social media sites.
- Note: FVD meets are not being recorded and will not be available for later viewing.

### ***Meeting Day***

- The meeting "window" will be open about 30 minutes before the scheduled start of the meet.
- To join the meeting, click on the link in the email meeting invitation. You may be asked to do a short download or update, and you may be put in a ZOOM waiting room prior to the meeting. If so, the meeting host will admit you to the meeting.
- After you are admitted, sit back and "enjoy the show". If you get stuck, email [website@foxvalleydivision.org](mailto:website@foxvalleydivision.org) for assistance
- When the meeting is over, click the "Leave Meeting" button and the app will close.

### ***ZOOM Contest Entries***

- With each meet invitation you will also be given instructions on how to submit a contest entry, and how to vote for the entry of your choice. Note that submitting a contest entry and voting will be done before each meet with our ZOOM meetings, not during the meet as we do when we are meeting in person.
- With ZOOM meets, contest entries are limited to 1 model per contest. So, if the contest is "locomotives" you may enter one locomotive and no more.
- To submit an entry, take 1 - 3 photos at different angles of your model. Submit your photos with special upload link provided in your invitation email. Photo Tips: 1) Phone camera photos are fine, 2) Make sure there is enough light on your model, 3) "Fill the frame" with your model—in other words, don't take "long shots" of the model.
- **Contest Entry Deadline: Noon the Friday before the Sunday meet.** Early entries are encouraged.

### ***ZOOM Contest Voting***

- About two days before the meeting you will be emailed a meeting reminder and contest voting instructions.
- All contest entries will be anonymous.
- Members may vote for any time from Noon the Friday before the meet, to Noon the day of the meet. Voting is done on line by clicking on the special link provided in the meeting reminder email, or you can click here: <https://form.jotform.com/201986084212959>
- Winners will be announced at the meet.
- See the FVD web site for full ZOOM info: <http://www.foxvalleydivision.org/fvd2016/timetable.v2.html>





### **Call for Articles....**

Future Semaphore issues need interesting content. Consequently we are looking for model or prototype railroad related articles. Send us your content (words and photos) or even ideas. We'll take care of the editing and insertion in the publication. Contact us at:

<http://www.foxvalleydivision.org/fvd2016/contactus.v2.html>

### **About the Fox Valley Division**

If you receive this newsletter, you live in the Midwest Region and Fox Valley Division area of the National Model Railroad Association or NMRA. The Fox Valley Division (FVD) includes all of Lake and McHenry, as well as parts of Cook and Kane Counties in northeast Illinois. About 180 members of varied ages and modeling ability levels belong to the FVD. Almost all modeling scales are represented in our division. Subscriptions to the Semaphore newsletters are free. NMRA membership in the division is available through the NMRA at:

<https://www.nmra.org/>

2020 –2021 FVD monthly meetings are held September through May on-line via the ZOOM virtual meeting technology per the schedule in this issue. Each meeting features a clinic, model contest, and information of interest to the membership. Outings, layout tours, and operating sessions may also be held when Covid-19 protocols allow gatherings.

We encourage you to take advantage of all the FVD has to offer. We are here to answer your questions, help improve your modeling, and help you better enjoy the great hobby of model railroading. Visit us on the web at: <http://www.foxvalleydivision.org/>

The *Semaphore* is published by the Fox Valley Division of the Midwest Region of the NMRA once a month, nine months a year, from September to May. The Fox Valley Division of the Midwest Region of the NMRA is registered 501(c)7 not-for-profit Illinois corporation.

Mailing address:

Fox Valley Division  
P. O. Box 1535  
Arlington Heights, IL 60005-1535

Website:

<http://www.foxvalleydivision.org/>

Until further notice, regular meetings are held virtually via Zoom from 1:30 until 4:00 PM per the schedule listed in this publication and on its website at:

<http://www.foxvalleydivision.org/fvd2016/timetable.v2.html>

Editor: Jim Osborn

Assistant Editor: Michael Hirvela

## **Fox Valley Division Board of Directors**

**Superintendent, Mike Hirvela**

**Asst. Superintendent, Denis Zamirowski**

**Chief Clerk, Richard Hoker**

**Paymaster, Tim Kleimeyer**

**Achievements & Contests, Jim Landwehr**

**Clinics & Programs, Gary Saxton**

**Membership Services, Erich Abens**

**Membership Promotions, Mike Hirvela**

**Web Technologies, Jim Osborn**

**Public Relations, Vacant**

**Semaphore Editor, Jim Osborn**

**Ways & Means, Vacant**

Need to contact any BoD members? Click this link to:

<http://www.foxvalleydivision.org/fvd2016/contactus.v2.html>